


# **N. M. PUBLIC SCHOOL**

**SUMMER HOLIDAY HOME WORK**

**SESSION -2024-25**

**CLASS -UKG**



**Summer is the time for watermelon, mango,  
popsicles, picnic, pool, lemonade, sunshine,  
cherries, road trips and sea shells.**

**Have a happy**

**Summer Vacation!**

**Stay safe & Enjoy!**

**Holidays starts from: 20<sup>th</sup> May,2024**

**Holidays Ends on : 31<sup>st</sup> June,2024**

**School reopens on:1<sup>st</sup> July,2024**

**Dear Parent,** Children are born with natural curiosity and inquisitiveness about the world around them. It is important for us to help them keep this spark alive and to make learning fun. Summer Vacation is just round the corner, let every moment of this vacation be a time to unite, connect and enjoy beautiful moments with your child.

**Here are some activities given to help your child become independent and confident: - Independent**

### **Me**

- Buttoning and Unbuttoning
- Involve them in small household activities.
- Keeping belongings back in their place
- Filling the water bottles
- Keeping room clean and well-organized
- Train them to keep their surrounding clean and healthy.

**Alone we can do so little; together we can do so much. (Social Skills)**

- Wish your elders with a smile
- Go outdoors and play with your friends
- Share things with your friends
- Use magical words: Sorry, please, Excuse Me, Thank You
- Wish 'Good Morning and 'Good Night' to their parents and elders.□
- Learn his/her parent's mobile numbers.□

**One, who maintains cleanliness, keeps away diseases. (Personal Hygiene)**

- Brushing teeth twice a day.
- Combing hair regularly
- Bathing everyday
- Washing hands before and after meals.
- Trimming nails regularly.

Healthy eating habits are more likely to stay with you if learn them as a child. That's why it's important to teach children healthy eating habits so that they can stick with these habits for life long and that will help them to avoid developing chronic diseases.

### **Developing Motor Skills**

**Gross Motor Skills** helps child gain strength and confidence in his/her body. Do activities like catching a ball, balancing, moving like an animal, cycling, jumping on a trampoline, hopping on one foot etc.

**Fine Motor Skills** involve the use of the small muscles that control the hand, fingers and thumb. Activities like buttoning and zipping clothes, colouring, clay moulding, building with legos and blocks, beading etc. helps to build a child's self-esteem and confidence. **Nurture the Nature.**

- Water the plants at home.
- Learn names of five plants. Soak any seed available at home for 24 hours. Observe the changes in size, colour, texture. This will help your child to know how the seed germinates.

Worksheet- 1


Circle the beginning letter of the pictures given.




C	D	O
---	---	---



R	Q	D
---	---	---



A	B	C
---	---	---



H	P	K
---	---	---



A	B	C
---	---	---



F	G	K
---	---	---



E	N	P
---	---	---



G	Z	F
---	---	---

Worksheet -2

Fill the blanks with correct vowels.

a e i o u



p \_ n



w \_ b



b \_ x



\_ h \_ t



b \_ d



l \_ g



f \_ n




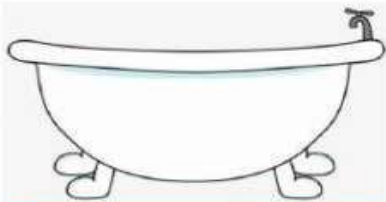

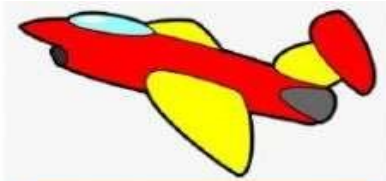
r \_ t



c \_ t

Worksheet-3

Write the beginning letter of the pictures given.



Worksheet-4

Do as instructed.

Which vowels are in your name?

a e i o u

How many VOWELS are in your name?

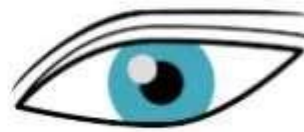
Which consonants are in your name?

b c d g h j k l m n  
p q r s t v w x y z

How many CONSONANTS are in your name?



Worksheet-5

Match the picture with correct sense organ.




Worksheet -6

Look at the pictures. Write H for healthy and J for junk food.



healthy  
junk

Choose





Worksheet-7

दो अक्षर वाले शब्द लिखो ।

ग + ज =

घ + र =

च + ल =

छ + त =

ज + ग =

श + क =

स + च =

ह + ल =

द + स =

ध + न =

न + ल =

प + त्र =

फ + ल =

य + ज्ञ =

र + थ =

व + न =

Worksheet-8

एक अक्षर के साथ अलग-अलग अक्षर जोड़ कर नए शब्द लिखो ।

क	ल	कल
	म	कम
	प	कप

फ	ल	
	न	
	ट	

स	र	
	ब	
	च	

आ	प	
	म	
	ग	

ह	म	
	ल	
	क	

म	न	
	ल	
	र	

Worksheet-9

नीचे दिए गए आकृतियों का उपयुक्त शब्द से मिलान कीजिए।



दस

नल

फल

रथ

जग

टब

घर

बस

पढ़

पग

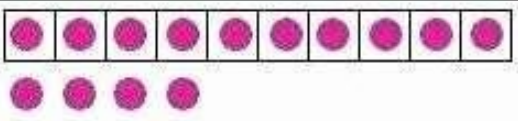


10




### Worksheet-10

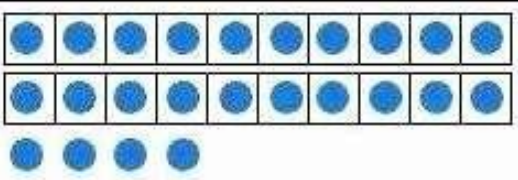
Count the dots and write the missing numbers.

1. 


Write the missing numbers:  
 tens +  ones =

4. 


Write the missing numbers:  
 tens +  ones =

2. 


Write the missing numbers:  
 tens +  ones =

5. 

Write the missing numbers:  
 tens +  ones =

3. 

Write the missing numbers:  
 tens +  ones =

6. 

Write the missing numbers:  
 tens +  ones =

## FUN WAY TO LEARN COUNTING

### ACTIVITY 1: Sorting with beads or coins



### INSTRUCTIONS

- Give your child things like beads, coins, buttons, candies or any other small material in a large quantity.
- Now take small bowls (katori) and label each bowl with numbers from 1 to 10.
- Ask your child to count the beads given to him/her corresponding to the number written on the bowl and place the beads inside each bowl.
- Later you can count and check if your child has done the counting right.
- Click a picture of the work done by your child and submit it to the given mail Id in PDF format.

### ACTIVITY 2: complete the series

#### INSTRUCTIONS

- Take disposable cups or cut out squares from a sheet of paper.
- Ask your child to write down counting from 1 to 10 on these squares or cups (one number on each square).
- Now arrange these squares or cups in the form of Fill in the Blanks by leaving out alternative numbers. You can try other series as well.
- Make your child fill those blanks with the numbers left out by you.



- This activity can also be done for a practice of “what comes before/ after/ in between.” ☑ Don't forget to take pictures and post it to us in PDF format!

### Activity:3 LEARNING SHAPES



### INSTRUCTIONS

- Ask your child to go around the house and collect items that are of different shapes.
- Now make him/her categorize these items according to their shape and make a list of each category on an A4 size sheet.
- Click a picture of the items collected by your child and send it to us.
- Submit the list of items chosen by your child when the school reopens.

Note:

Write letters A to Z in Note. Book. (10 times)

Write Swar & wayanjan in Note Book (10 times)

Write numbers 1 to 100 in Note Book (5 times)

Learn all rhymes from Rhyming book (Hindi and English).

Read stories with your parents.